



# IFUW 2008/2009 Programme Survey

## *Appendix II: Statistics*

Survey takers by country .....	2
Survey takers by age and membership length .....	3
Survey takers by age and region .....	3
Rating of IFUW's Programme for Action (PfA) in relation to NATIONAL programme .....	4
Rating of IFUW's Programme for Action (PfA) in relation to LOCAL programme .....	5
Rating of IFUW materials (CONTENT and FORMAT).....	6
Use of PfA materials.....	7
Awareness of the 2007-2010 Strategic Direction Framework .....	8
Rating of Framework.....	9

---

**International Federation of University Women**

**Fédération Internationale des Femmes Diplômées des Universités**

10, rue du Lac, CH-1207 Geneva, Switzerland; Tel: (+41 22) 731 23 80; Fax: (+41 22) 738 04 40

E-mail: [ifuw@ifuw.org](mailto:ifuw@ifuw.org) Website: <http://www.ifuw.org>

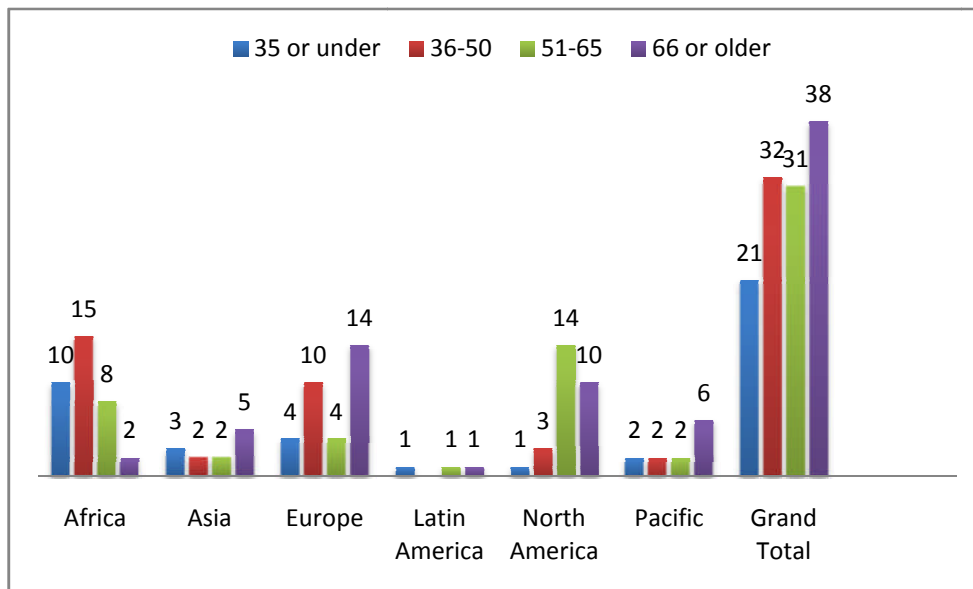
## Survey takers by country

Country	Grand Total
Canada	18
South Africa	14
USA	10
France	10
New Zealand	7
Netherlands	7
Australia	6
Nigeria	6
India	6
Turkey	5
Rwanda	5
Ireland	5
England/Wales	5
Argentina	4
Romania	4
Other	3
Germany	3
Togo	2
Estonia	2
Taiwan	2
Switzerland	2
Sudan	2
Croatia	2
Spain	2
Senegal	2
Samoa	2
Chile	2
Burundi	2
Korea	2
Kenya	2
Japan	2
Zimbabwe	1
Italy	1
Israel	1
Lebanon	1
Lithuania	1
Malaysia	1
Mexico	1
Nepal	1
Bangladesh	1
Bahamas	1
China	1
El Salvador	1
Pakistan	1
Peru	1
Portugal	1
Egypt	1
Iraq	1
Cameroon	1
Hong Kong	1
Slovenia	1
Cyprus	1
Greece	1
Sri Lanka	1
Ghana	1
Sweden	1
Austria	1
Fiji	1
Tanzania	1
Thailand	1
Ethiopia	1
Tonga	1
Albania	1
Benin	1
<b>Grand Total</b>	<b>179</b>

## Survey takers by age and membership length

Age	Membership_length	Total
35 or under	<1 year	8
	1-2 years	4
	3-5 years	6
	6-10 years	3
<b>35 or under Total</b>		<b>21</b>
36-50	<1 year	2
	1-2 years	7
	3-5 years	9
	6-10 years	5
	11-15 years	4
	>15 years	5
<b>36-50 Total</b>		<b>32</b>
51-65	<1 year	4
	1-2 years	5
	3-5 years	3
	6-10 years	3
	11-15 years	5
	>15 years	11
	<b>51-65 Total</b>	
66 or older	1-2 years	1
	3-5 years	1
	6-10 years	1
	11-15 years	8
	>15 years	27
<b>66 or older Total</b>		<b>38</b>
<b>(blank)</b>		<b>3</b>
<b>Grand Total</b>		<b>125</b>

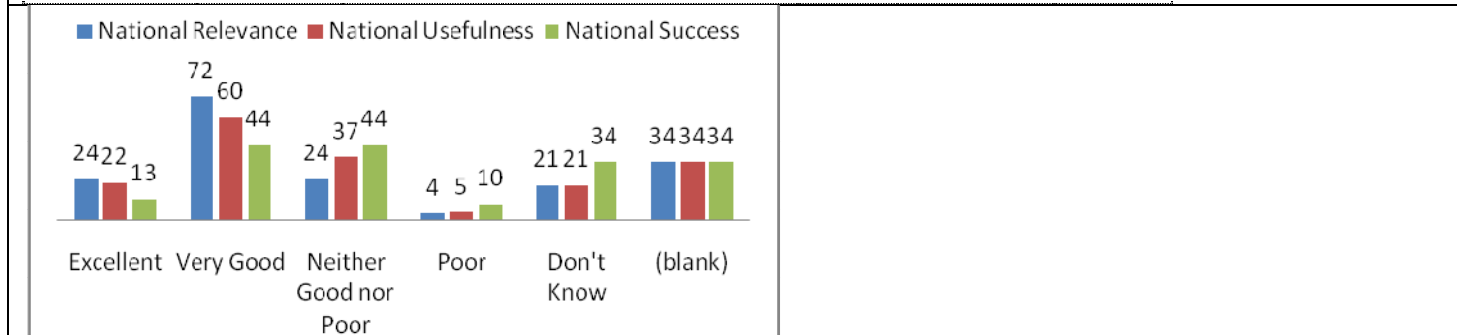
## Survey takers by age and region



## Rating of IFUW's Programme for Action (PfA) in relation to NATIONAL programme

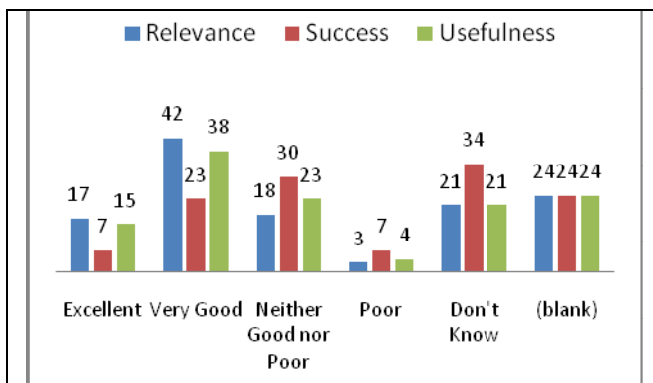
*QUESTION #6: Please rate view on relevance, usefulness and success of IFUW's Programme for Action (PfA) in relation to your NATIONAL programme?*

TOTAL	Excellent	Very Good	Neither Good nor Poor	Poor	Don't Know	(blank)
<b>Relevance</b>	13%	40%	13%	2%	12%	19%
<b>Usefulness</b>	12%	34%	21%	3%	12%	19%
<b>Success</b>	7%	25%	25%	6%	19%	19%



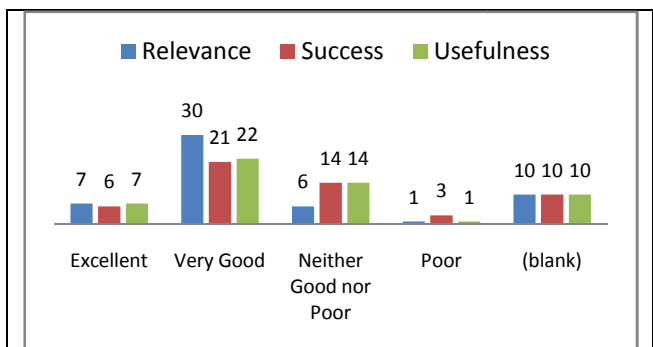
### Independent /International Members:

	Excellent	Very Good	Neither Good nor Poor	Poor	Don't Know	(blank)	Grand Total
<b>Relevance</b>	14% (17)	34% (42)	14% (18)	2% (3)	17% (21)	19% (24)	125
<b>Success</b>	6% (7)	18% (23)	24% (30)	6% (7)	27% (34)	19% (24)	125
<b>Usefulness</b>	12% (15)	30% (38)	18% (23)	3% (4)	17% (21)	19% (24)	125



### NFAs:

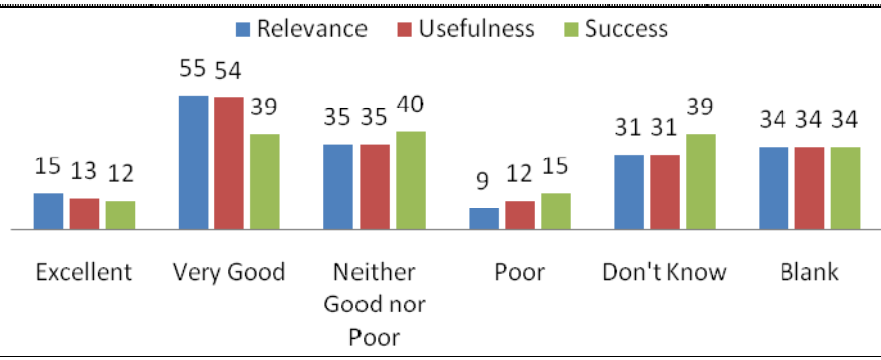
	Excellent	Very Good	Neither Good nor Poor	Poor	(blank)	Grand Total
<b>Relevance</b>	13% (7)	56% (30)	11% (6)	2% (1)	19% (10)	54
<b>Success</b>	11% (6)	39% (21)	26% (14)	6% (3)	19% (10)	54
<b>Usefulness</b>	13% (7)	41% (22)	26% (14)	2% (1)	19% (10)	54



## Rating of IFUW's Programme for Action (PfA) in relation to LOCAL programme

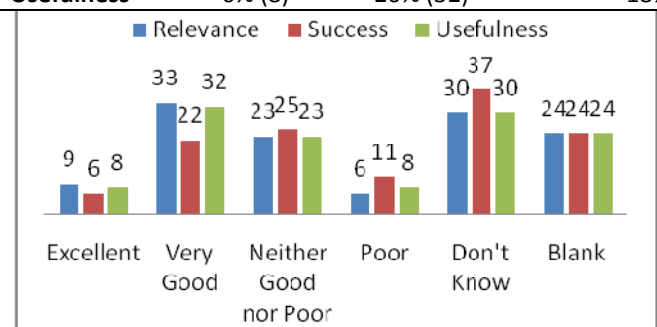
*QUESTION #7: Please rate view on relevance, usefulness and success of IFUW's Programme for Action (PfA) in relation to your LOCAL programme?*

TOTAL	Excellent	Very Good	Neither Good nor Poor	Poor	Don't Know	(blank)
<b>Relevance</b>	8%	31%	20%	5%	17%	19%
<b>Usefulness</b>	7%	30%	20%	7%	17%	19%
<b>Success</b>	7%	22%	22%	8%	22%	19%



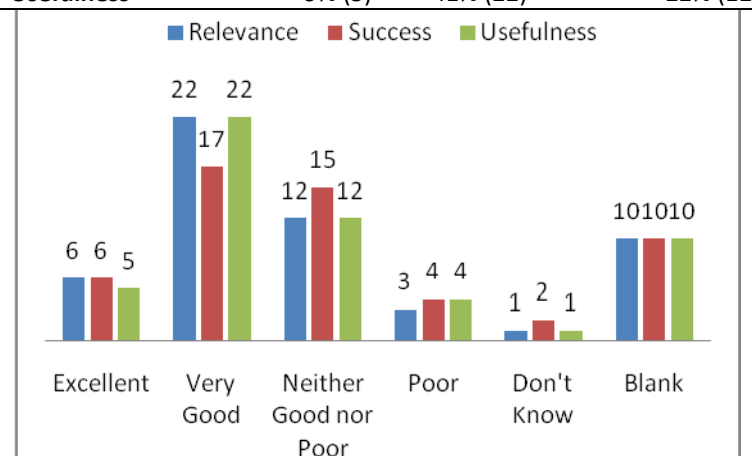
### Independent /International Members

	Excellent	Very Good	Neither Good nor Poor	Poor	Don't Know	(blank)	Grand Total
<b>Relevance</b>	7% (9)	26% (33)	18% (23)	5% (6)	24% (30)	19% (24)	125
<b>Success</b>	5% (6)	18% (22)	20% (25)	9% (11)	30% (37)	19% (24)	125
<b>Usefulness</b>	6% (8)	26% (32)	18% (23)	6% (8)	24% (30)	19% (24)	125



### NFAs

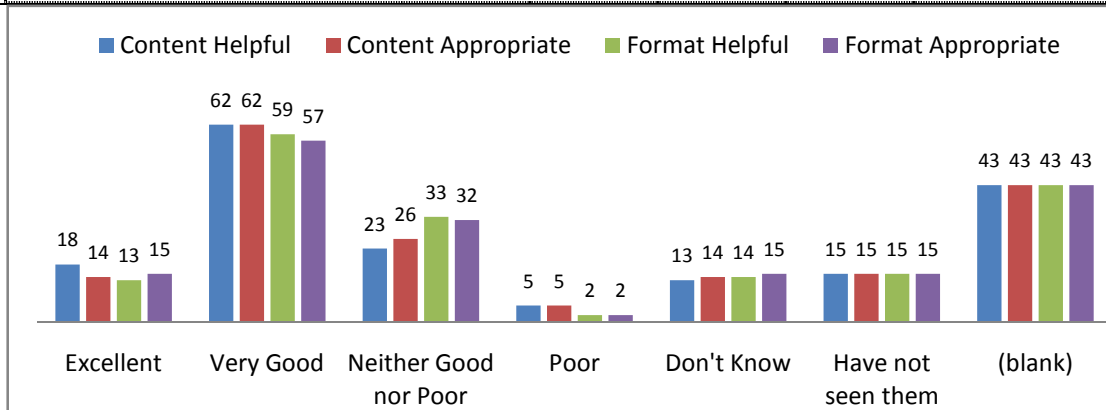
	Excellent	Very Good	Neither Good nor Poor	Poor	Don't know	(blank)	Grand Total
<b>Relevance</b>	11% (6)	41% (22)	22% (12)	6% (3)	2% (1)	19% (10)	54
<b>Success</b>	11% (6)	31% (17)	28% (15)	7% (4)	4% (2)	19% (10)	54
<b>Usefulness</b>	9% (5)	41% (22)	22% (12)	7% (4)	2% (1)	19% (10)	54



## Rating of IFUW materials (CONTENT and FORMAT)

*QUESTION #8 and 9: Please rate the helpfulness and appropriateness of the CONTENT and FORMAT of the IFUW materials that were made available in the 2007-2010 Pfa?*

TOTAL	Excellent	Very Good	Neither Good nor Poor	Poor	Don't Know	Have not seen them	(blank)
<b>Content Helpful</b>	10%	35%	13%	3%	7%	8%	24%
<b>Content Appropriate</b>	8%	35%	15%	3%	8%	8%	24%
<b>Format Helpful</b>	7%	33%	18%	1%	8%	8%	24%
<b>Format Appropriate</b>	8%	32%	18%	1%	8%	8%	24%



### Independent/Individual Members

	Excellent	Very Good	Neither Good nor Poor	Poor	Don't Know	Have not seen them	(blank)
<b>Content Helpful</b>	6% (8)	30% (37)	14% (19)	4% (5)	10% (12)	12% (15)	24% (30)
<b>Content Appropriate</b>	5% (6)	30% (38)	15% (19)	3% (4)	10% (13)	12% (15)	24% (30)
<b>Format Helpful</b>	3% (4)	30% (38)	18% (23)	2% (2)	10% (13)	12% (15)	24% (30)
<b>Format Appropriate</b>	5% (6)	30% (37)	17% (21)	2% (2)	11% (14)	12% (15)	24% (30)

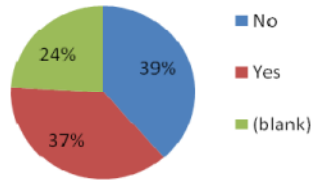
### NFAs

	Excellent	Very Good	Neither Good nor Poor	Poor	Don't Know	Have not seen them	(blank)
<b>Content Helpful</b>	19% (10)	46% (25)	9% (5)	0	2% (1)	0	24% (13)
<b>Content Appropriate</b>	15% (8)	44% (24)	13% (7)	2% (1)	2% (1)	0	24% (13)
<b>Format Helpful</b>	17% (9)	39% (21)	19% (10)	0	2% (1)	0	24% (13)
<b>Format Appropriate</b>	17% (9)	37% (20)	20% (11)	0	2% (1)	0	24% (13)

## Use of PfA materials

QUESTION #10: Have you used the PfA materials?

Yes: 67  
No: 69  
Blank: 43  
Total: 179

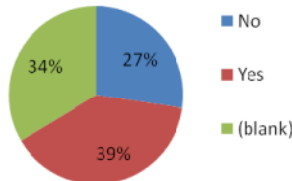


Answers by Individual and Independent members	Answers by NFA presidents and CIRs																
<table border="1"> <thead> <tr> <th>Response</th> <th>Percentage</th> </tr> </thead> <tbody> <tr> <td>No</td> <td>46%</td> </tr> <tr> <td>Yes</td> <td>30%</td> </tr> <tr> <td>(blank)</td> <td>24%</td> </tr> </tbody> </table>	Response	Percentage	No	46%	Yes	30%	(blank)	24%	<table border="1"> <thead> <tr> <th>Response</th> <th>Percentage</th> </tr> </thead> <tbody> <tr> <td>No</td> <td>20%</td> </tr> <tr> <td>Yes</td> <td>56%</td> </tr> <tr> <td>(blank)</td> <td>24%</td> </tr> </tbody> </table>	Response	Percentage	No	20%	Yes	56%	(blank)	24%
Response	Percentage																
No	46%																
Yes	30%																
(blank)	24%																
Response	Percentage																
No	20%																
Yes	56%																
(blank)	24%																

## Awareness of the 2007-2010 Strategic Direction Framework

QUESTION #13: Are you aware of the current Strategic Direction Framework for 2007-2010 which was intended to provide a longer-term focus for IFUW priorities?

Yes: 70  
No: 49  
Blank: 60  
Total: 179



Answers by Individual and Independent members.	Answers by NFA presidents and CIRs.																
<table border="1"> <thead> <tr> <th>Response</th> <th>Percentage</th> </tr> </thead> <tbody> <tr> <td>No</td> <td>38%</td> </tr> <tr> <td>Yes</td> <td>29%</td> </tr> <tr> <td>(blank)</td> <td>33%</td> </tr> </tbody> </table>	Response	Percentage	No	38%	Yes	29%	(blank)	33%	<table border="1"> <thead> <tr> <th>Response</th> <th>Percentage</th> </tr> </thead> <tbody> <tr> <td>No</td> <td>17%</td> </tr> <tr> <td>Yes</td> <td>54%</td> </tr> <tr> <td>(blank)</td> <td>29%</td> </tr> </tbody> </table>	Response	Percentage	No	17%	Yes	54%	(blank)	29%
Response	Percentage																
No	38%																
Yes	29%																
(blank)	33%																
Response	Percentage																
No	17%																
Yes	54%																
(blank)	29%																

## Rating of Framework

QUESTION #14: Please rate the Framework for clarity (answered by 70 members that answered YES to question #13 "Are you aware of the Framework?")

TOTAL	NFA response	Indv&Ind. responses																																												
<table border="1"> <thead> <tr> <th>Rating</th> <th>Percentage</th> </tr> </thead> <tbody> <tr> <td>Excellent</td> <td>19%</td> </tr> <tr> <td>Very Good</td> <td>50%</td> </tr> <tr> <td>Neither Good nor Poor</td> <td>19%</td> </tr> <tr> <td>Don't know</td> <td>8%</td> </tr> <tr> <td>(blank)</td> <td>3%</td> </tr> <tr> <td>Poor</td> <td>1%</td> </tr> </tbody> </table>	Rating	Percentage	Excellent	19%	Very Good	50%	Neither Good nor Poor	19%	Don't know	8%	(blank)	3%	Poor	1%	<table border="1"> <tbody> <tr> <td>Excellent</td> <td>9</td> </tr> <tr> <td>Very Good</td> <td>11</td> </tr> <tr> <td>Neither Good nor</td> <td></td> </tr> <tr> <td>Poor</td> <td>7</td> </tr> <tr> <td>Poor</td> <td>1</td> </tr> <tr> <td>Don't know</td> <td>1</td> </tr> <tr> <td><b>Grand Total</b></td> <td><b>29</b></td> </tr> </tbody> </table>	Excellent	9	Very Good	11	Neither Good nor		Poor	7	Poor	1	Don't know	1	<b>Grand Total</b>	<b>29</b>	<table border="1"> <tbody> <tr> <td>Excellent</td> <td>4</td> </tr> <tr> <td>Very Good</td> <td>24</td> </tr> <tr> <td>Neither Good nor</td> <td></td> </tr> <tr> <td>Poor</td> <td>6</td> </tr> <tr> <td>Poor</td> <td>0</td> </tr> <tr> <td>Don't know</td> <td>1</td> </tr> <tr> <td>(blank)</td> <td>2</td> </tr> <tr> <td><b>Grand Total</b></td> <td><b>41</b></td> </tr> </tbody> </table>	Excellent	4	Very Good	24	Neither Good nor		Poor	6	Poor	0	Don't know	1	(blank)	2	<b>Grand Total</b>	<b>41</b>
	Rating	Percentage																																												
	Excellent	19%																																												
	Very Good	50%																																												
	Neither Good nor Poor	19%																																												
	Don't know	8%																																												
	(blank)	3%																																												
Poor	1%																																													
Excellent	9																																													
Very Good	11																																													
Neither Good nor																																														
Poor	7																																													
Poor	1																																													
Don't know	1																																													
<b>Grand Total</b>	<b>29</b>																																													
Excellent	4																																													
Very Good	24																																													
Neither Good nor																																														
Poor	6																																													
Poor	0																																													
Don't know	1																																													
(blank)	2																																													
<b>Grand Total</b>	<b>41</b>																																													